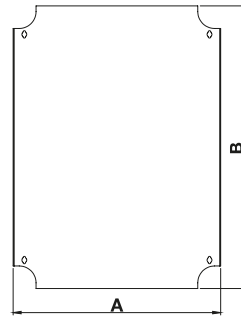
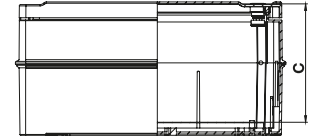
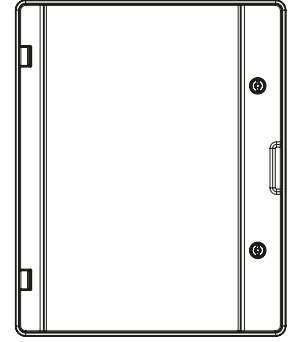


Taban Saclı Dağıtım Panoları

Distribution Board with Metal Mounting Plate



Pano İçi Taban Sacı
Metal Base Plate



Ref. Code	Açıklama / Description
A - B	Pano İçi Taban Sacı dış ölçüler Metal Base Plate external dimensions
C	Pano sac üst - pano kapak alt arası mesafe distance between the cover and the metal plate

Boyutlar Dimensions cm	Ref. Code		Taban Sacı Ölçüleri Metal Plate Dimensions (mm)			📦	📊 gr.
	Opak Kapak Opaque Cover	Şeffaf Kapak Transparent Cover	A	B	C		
21x30x13	910.2130.131.000	910.2130.132.000	170	270	120	20	1382
26x35x15	910.2635.151.000	910.2635.152.000	227	315	130	12	1986
26x35x18	910.2635.181.000	910.2635.182.000	227	315	159	12	1821
30x40x13	910.3040.131.000	910.3040.132.000	257	360	111	10	2434
30x40x17	910.3040.171.000	910.3040.172.000	257	360	152	8	2647
30x40x19	910.3040.191.000	910.3040.192.000	257	360	176	8	2707
30x40x23	910.3040.231.000	910.3040.232.000	257	360	214	8	2907
40x50x20	910.4050.201.000	910.4050.202.000	345	470	180	6	4604
40x60x20	910.4060.201.000	910.4060.202.000	370	602	179	6	5151
50x70x25	910.5070.251.000	910.5070.252.000	473	672	230	4	9774